



THE OUTDOORS MADE EASY



# SPECIALIST DELUXE SERIES II

The Specialist Deluxe Series II features a contemporary and stylish design while still delivering all the fabulous cooking results you have come to expect from a Gasmate.





**SPECIALIST**



DELUXE SERIES II

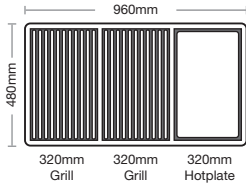
# Standard Features

## SPECIALIST DELUXE SERIES II



- PREMIUM VITREOUS ENAMEL BODY
- STYLISH CABINET WITH GLASS DOORS
- #304 GRADE STAINLESS STEEL HOOD AND FASCIA
- GLASS VIEWING WINDOW
- TEMPERATURE GAUGE, COOL TOUCH HANDLE AND WARMING RACK
- CONVENIENT INTERNAL LIGHTS AND BLUE LED'S ON KNOBS
- POWERFUL INTEGRATED HIGH OUTPUT SIDE BURNER
- ELECTRONIC IGNITION FOR EFFORTLESS LIGHTING
- SATIN ENAMEL CAST IRON GRILL AND REVERSIBLE PLATE
- CAST IRON BURNERS WITH INDIVIDUAL CONTROLS
- CAST IRON FLAME TAMER WITH CERAMIC BRIQUETTES FOR CONTROLLED HEAT
- 4 CASTORS (2 LOCKING)
- IAPMO OCEANA CERTIFIED
- CERTIFIED FOR NATURAL GAS CONVERSION

**COOKING SURFACE**



Deluxe Side Burner and Internal Lights



**SPECIALIST DELUXE SERIES II  
6 BURNER BBQ**

**MODEL NO.  
BQ8362**

- Powerful combined output 101.6MJ/h (6 x 14.6MJ/h burners + 14MJ/h side burner)
- Supplied with hose and regulator
- DIMENSION 1730mm W x 600mm D x 1200mm H

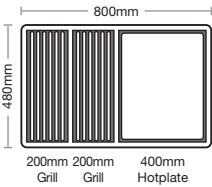


**SPECIALIST DELUXE SERIES II  
4 BURNER BBQ**

**MODEL NO.  
BQ8342**

- Powerful combined output 72.4MJ/h (4 x 14.6MJ/h burners + 14MJ/h side burner)
- Supplied with hose and regulator
- DIMENSION 1550mm W x 600mm D x 1200mm H

**COOKING SURFACE**



Deluxe Side Burner and Internal Lights

# Built-In SPECIALIST DELUXE SERIES II



- PREMIUM VITREOUS ENAMEL BODY
- #304 GRADE STAINLESS STEEL HOOD AND FASCIA
- GLASS VIEWING WINDOW
- TEMPERATURE GAUGE, COOL TOUCH HANDLE AND WARMING RACK
- CONVENIENT INTERNAL LIGHTS AND BLUE LED'S ON KNOBS
- ELECTRONIC IGNITION FOR EFFORTLESS LIGHTING
- SATIN ENAMEL CAST IRON GRILL AND REVERSIBLE PLATE
- CAST IRON BURNERS WITH INDIVIDUAL CONTROLS
- CAST IRON FLAME TAMER WITH CERAMIC BRIQUETTES FOR CONTROLLED HEAT
- IAPMO OCEANA CERTIFIED
- CERTIFIED FOR NATURAL GAS CONVERSION



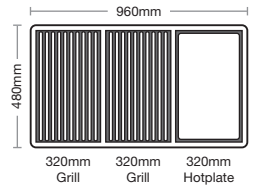



**SPECIALIST DELUXE SERIES II**  
**BUILT-IN 6 BURNER BBQ**

**MODEL NO.**  
**BQ8362B**

- Powerful combined output 87.6MJ/h (6 x 14.6MJ/h burners)
- Supplied with hose and regulator
- DIMENSION **1010mm W x 600mm D x 500mm H**

**COOKING SURFACE**

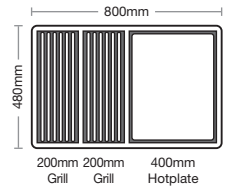



**SPECIALIST DELUXE SERIES II**  
**BUILT-IN 4 BURNER BBQ**

**MODEL NO.**  
**BQ8342B**

- Powerful combined output 58.4MJ/h (4 x 14.6MJ/h burners)
- Supplied with hose and regulator
- DIMENSION **840mm W x 600mm D x 500mm H**

**COOKING SURFACE**





# Modules **SPECIALIST DELUXE** SERIES II

The Gasmate Specialist Deluxe Series II Modules have been designed to complement your Specialist BBQ, creating a fantastic outdoor cooking area quickly and easily.







# Modules

## SPECIALIST DELUXE SERIES II



SPECIALIST DELUXE SERIES II  
STORAGE MODULE

MODEL NO.  
**BQ8302**

Marble top with powder coated body

- DIMENSION 840mm W x 580mm D x 880mm H



BLACK GLASS DOORS



FULL WIDTH #304 STAINLESS STEEL  
DRAWER AND FASCIA



4 CASTORS (2 LOCKING)



FREESTANDING UNIT



Interchangeable sink – top can be moved from left to right depending on your kitchen layout (1)



SPECIALIST DELUXE SERIES II  
SINK MODULE

MODEL NO.  
**BQ8301**

Marble top with powder coated body

- DIMENSION 840mm W x 580mm D x 880mm H



BLACK GLASS DOORS



#304 STAINLESS STEEL SINK WITH WELS  
FLICK TAP AND FASCIA



4 CASTORS (2 LOCKING)



FREESTANDING UNIT



WELS APPROVED HOT AND COLD TAP





**SPECIALIST DELUXE SERIES II** **MODEL NO. BQ8322**  
**BREAKFAST CART**

Twin stove hob cook top with satin enamel cast iron plate • Powerful combined output 41.1MJ/h (3 x 13.7MJ/h burners)  
 • DIMENSION **840mm W x 580mm D x 880mm H**

- ◀ SINGLE SATIN ENAMEL CAST BURNER WITH SATIN ENAMEL CAST IRON HOTPLATE 🔥
- ◀ 2 x BRASS CAP CAST BURNERS 🔥
- ◀ LED CONTROL KNOBS 🔥
- ◀ STYLISH CABINET WITH GLASS DOORS AND #304 STAINLESS STEEL FASCIA 🔥
- ◀ ELECTRONIC IGNITION 🔥
- ◀ 4 CASTORS (2 LOCKING) 🔥
- ◀ FREESTANDING UNIT 🔥
- ◀ OPERATES ON UNIVERSAL LPG 🔥
- ◀ IAPMO OCEANA CERTIFIED 🔥
- ◀ CERTIFIED FOR CONVERSION TO NATURAL GAS 🔥

*plus*Fridge

**SPECIALIST DELUXE SERIES II** **MODEL NO. GMF118**  
**118L SINGLE DOOR FRIDGE** **GMF118**

- Supplied fully assembled
- Single door compressor refrigerator
- Elegant #304 stainless steel finish
- Low noise operation
- Adjustable thermostat
- Magnetic door seal and adjustable feet
- Double glazed glass door
- Tested and approved to Australian Standards\*
- DIMENSION **503mm W x 503mm D x 850mm H**

**SPECIALIST DELUXE SERIES II** **MODEL NO. BQ8307**  
**SINGLE DOOR FRIDGE TOP** **BQ8307**

- DIMENSION **505mm W x 505mm D x 30mm H**



SPECIAL TOP for Gasmate 1 Door (118Ltr) Bar Fridge to bring height of fridge up to the same height as the Specialist Deluxe Series II BBQ and Modules  
 • Stainless steel fascia with marble top so that fridge integrates perfectly into your outdoor kitchen



## SPECIALIST DELUXE SERIES II PRO RANGEHOOD

MODEL NO.  
**GRHM**

### WALL MOUNTED

- 200mm diameter flexible ducting
- Minimum 1200mm from BBQ cooking surface to Rangehood
- Noise level  $\leq$  80 Dba
- Weight: 40Kg
- DIMENSIONS **1200mm W x 800mm D**



2000m<sup>3</sup>/hr EXTRACTION CAPACITY



MARINE GRADE #316 STAINLESS STEEL



STAINLESS STEEL BAFFLE FILTERS



3 SPEED FAN PUSH BUTTON CONTROL SETTINGS



4 X LED LIGHTS, 12V – 1.8W



2 X 1000 WATT MOTORS



WALL MOUNT



## SPECIALIST DELUXE SERIES II ISLAND PRO RANGEHOOD

MODEL NO.  
**GMHIS**

### CEILING MOUNTED / SUSPENDED

- 200mm diameter flexible ducting
- Minimum 1200mm from BBQ cooking surface to Rangehood
- Noise level  $\leq$  80 Dba
- Weight: 40Kg
- DIMENSIONS **1200mm W x 800mm D**



2000m<sup>3</sup>/hr EXTRACTION CAPACITY



MARINE GRADE #316 STAINLESS STEEL



STAINLESS STEEL BAFFLE FILTERS



3 SPEED FAN PUSH BUTTON CONTROL SETTINGS



4 X LED LIGHTS, 12V – 1.8W



2 X 1000 WATT MOTORS



CEILING MOUNT



## SPECIALIST DELUXE SERIES II PRO RANGEHOOD

MODEL NO.  
**GRHL**

### WALL MOUNTED

- 150mm diameter flexible ducting
- Minimum 1200mm from BBQ cooking surface to Rangehood
- Noise level  $\leq$  90 Dba
- Weight: 62Kg
- DIMENSIONS **1480mm W x 800mm D**



3000m<sup>3</sup>/hr EXTRACTION CAPACITY



MARINE GRADE #316 STAINLESS STEEL



STAINLESS STEEL BAFFLE FILTERS



3 SPEED FAN PUSH BUTTON CONTROL SETTINGS



6 X LED LIGHTS, 12V – 1.8W



3 X 1000 WATT MOTORS




WALL MOUNT





# Range Hoods

## **SPECIALIST** **DELUXE** SERIES II



**HIGH POWERED FANS**



**STAINLESS STEEL  
BAFFLE FILTERS**



**LED DOWN LIGHTS**



SPECIALIST DELUXE SERIES II  
BUILT-IN 4 BURNER BBQ

MODEL NO.  
**BQ8342B**




SPECIALIST DELUXE SERIES II  
6 BUILT-IN BURNER BBQ

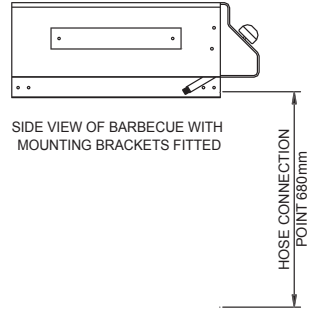
MODEL NO.  
**BQ8362B**

### Built-In Barbecue Dimensions (4 Burner illustrated)

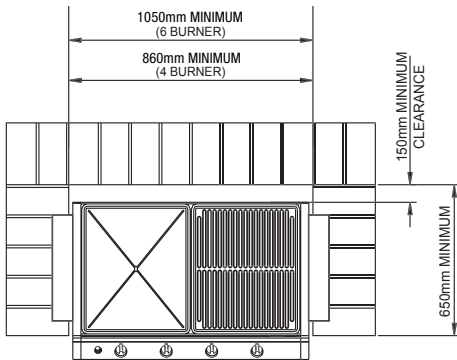
I.)



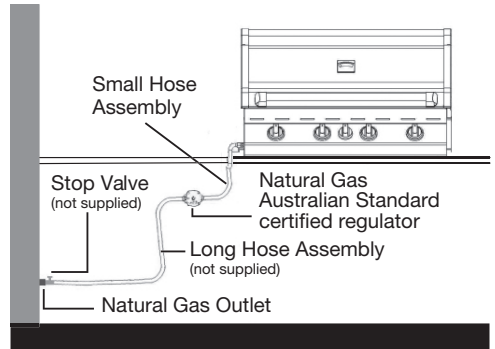
II.)



III.)



IV.)



### MINIMUM CLEARANCES REQUIRED

60mm at Rear

50mm Below

### CUT OUT DIMENSIONS


For built-in installations: islands, masonry, other non-combustible material structures

4B Width: 860mm    6B Width: 1050mm

Height: 450mm

Depth : 650mm

(includes 100mm rear clearance for opening hood)



### CUT OUT DIMENSIONS

For built-in installations: islands, masonry, other non-combustible material structures


Width: 840mm

Height: 880mm (not including tap)

Every Gasmate barbecue is designed to provide maximum performance and durability. You will find features that make your BBQ perform better, last longer and allow you to enjoy the outdoors much easier.



**Satin enamel cast iron grill and reversible hotplate** – giving you maximum versatility when cooking. The grill gives you perfect grill marks while the reversible hotplate is grooved to capture juices for continuous basting while cooking.



**Cast iron burners with individual controls** – give a consistent flame from front to back, providing even and efficient heat distribution. The individual controls give you precise heat control, allowing you to set your BBQ to the perfect temperature.



**Stylish stainless steel fascia** – looks good, easy to clean and the convenient internal lights and LED on knobs will make BBQing easier and you will be the envy of all your friends!



**Combination of premium #304 grade stainless steel and black glass** – elegant styling mixed with modern simplicity



**Useful temperature gauge** in the roasting hood allows you keep a precise check on the temperature in the BBQ.

# accessories

available to further extend your Specialist BBQ. . .



## Rotisserie Kit

Turns your BBQ into a spit roaster



## Cover

To keep your BBQ clean, dry and protected from the weather



## BBQ Tools

To help you create a fantastic meal

AVAILABLE FROM

Find us on  
**Facebook** 

[www.facebook.com/GasmateAustralia](http://www.facebook.com/GasmateAustralia)

Due to continual product development, the product you purchase may differ slightly from the ones shown here. Gasmate® is a registered trademark of Sitro Group Australia Pty. Ltd. [www.gasmate.com.au](http://www.gasmate.com.au) and AberGas Ltd. Hamilton, N.Z. [www.gasmate.co.nz](http://www.gasmate.co.nz) \*AS/NZS 60335.2:24

03194 10/14